

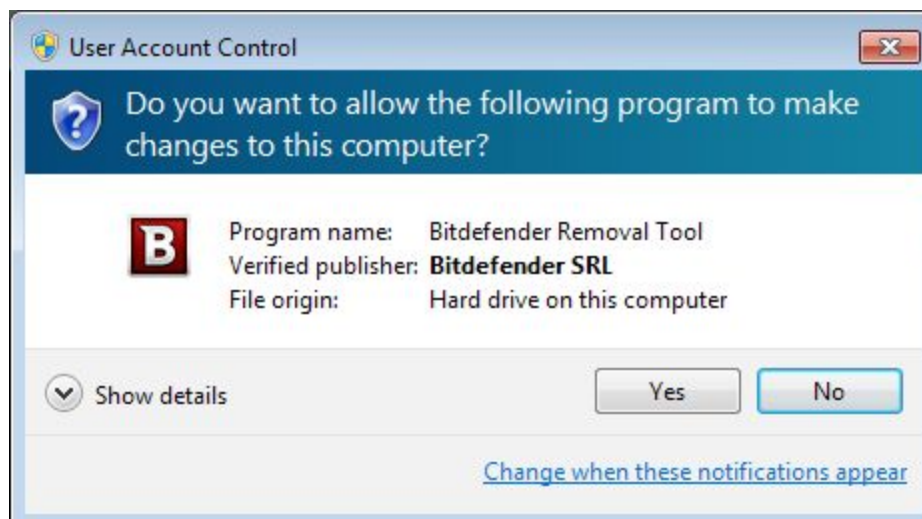
## BART RANSOMWARE DECRYPTION TOOL

**Step 1:** Download the decryption tool and save it somewhere in your computer from:

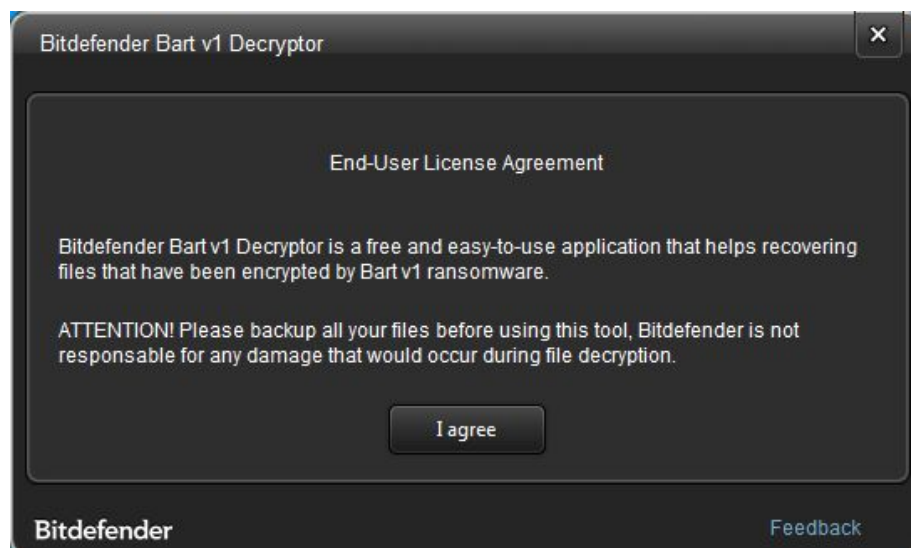
[http://download.bitdefender.com/am/malware\\_removal/BDBartDecryptor.exe](http://download.bitdefender.com/am/malware_removal/BDBartDecryptor.exe)

*This tool works on an infected pc that has an active internet connection.*

**Step 2:** Double click BDBartDecryptor.exe and allow it to run by clicking yes on the UAC alert.

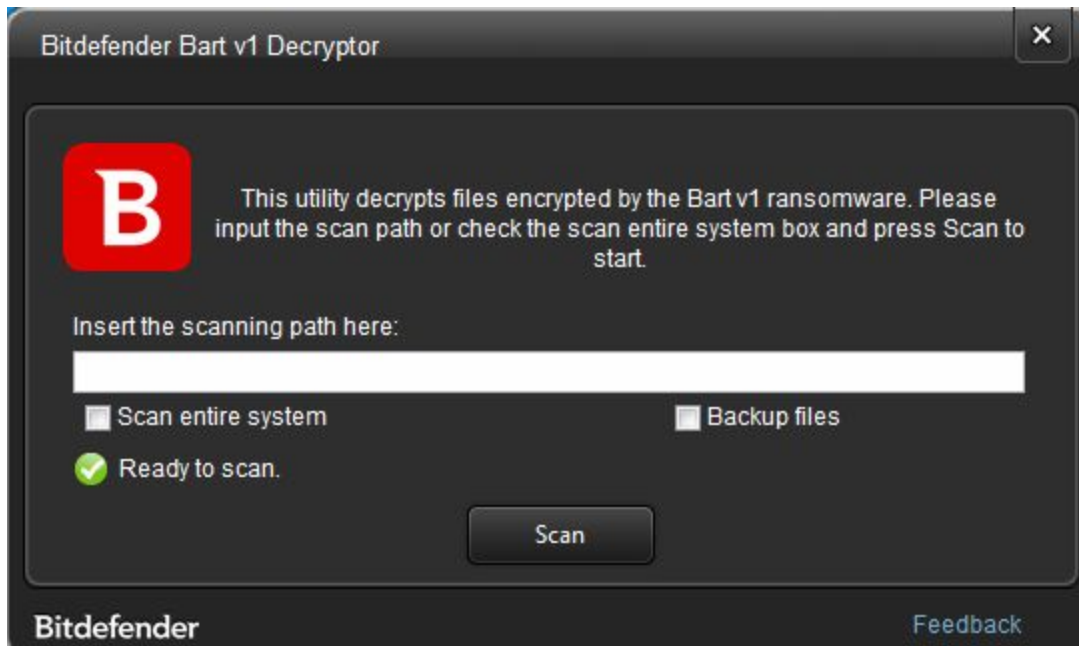


**Step 3:** Select "I Agree" for the End User License Agreement



**Step 4:** Select “Scan Entire System” if you want to search for all encrypted files or just add the path to where you previously saved the encrypted files.

We strongly recommend that you also select “Backup files” before starting the decryption process in case anything unwanted happens while decrypting. Then press “Scan”.



At the end of this step, your files should have been decrypted.

If you encounter any issues, please contact us at [forensics@bitdefender.com](mailto:forensics@bitdefender.com).

#### **Acknowledgement:**

This product includes software developed by the OpenSSL Project \* for use in the OpenSSL Toolkit (<http://www.openssl.org/>)"