



BitDefender Anti-Phishing Free Edition

User's guide

Published 2009.06.10

Copyright© 2009 BitDefender

Legal Notice

All rights reserved. No part of this book may be reproduced or transmitted in any form or by any means, electronic or mechanical, including photocopying, recording, or by any information storage and retrieval system, without written permission from an authorized representative of BitDefender. The inclusion of brief quotations in reviews may be possible only with the mention of the quoted source. The content can not be modified in any way.

Warning and Disclaimer. This product and its documentation are protected by copyright. The information in this document is provided on an "as is" basis, without warranty. Although every precaution has been taken in the preparation of this document, the authors will not have any liability to any person or entity with respect to any loss or damage caused or alleged to be caused directly or indirectly by the information contained in this work.

This book contains links to third-party Websites that are not under the control of BitDefender, therefore BitDefender is not responsible for the content of any linked site. If you access a third-party website listed in this document, you will do so at your own risk. BitDefender provides these links only as a convenience, and the inclusion of the link does not imply that BitDefender endorses or accepts any responsibility for the content of the third-party site.

Trademarks. Trademark names may appear in this book. All registered and unregistered trademarks in this document are the sole property of their respective owners, and are respectfully acknowledged.



BitDefender Anti-Phishing Free Edition





Table of Contents

End User Software License Agreement	v
1. Description	1
2. Using BitDefender Anti-Phishing Free Edition	2
3. Creating a BitDefender Account	5
4. Repairing or Removing BitDefender Anti-Phishing Free Edition ...	8



End User Software License Agreement

IF YOU DO NOT AGREE TO THESE TERMS AND CONDITIONS DO NOT INSTALL THE SOFTWARE. BY SELECTING "I AGREE", "OK", "CONTINUE", "YES" OR BY INSTALLING OR USING THE SOFTWARE IN ANY WAY, YOU ARE INDICATING YOUR COMPLETE UNDERSTANDING AND ACCEPTANCE OF THE TERMS OF THIS AGREEMENT.

These Terms cover BitDefender Solutions and Services for home-users licensed to you, including related documentation and any update and upgrade of the applications delivered to you under the installed license or any related service agreement as defined in the documentation and any copy of these items.

This License Agreement is a legal agreement between you (either an individual or a legal person) and BITDEFENDER for use of BITDEFENDER's software product identified above, which includes computer software and services, and may include associated media, printed materials, and "online" or electronic documentation (hereafter designated as "BitDefender"), all of which are protected by international copyright laws and international treaties. By installing, copying or using BitDefender, you agree to be bound by the terms of this agreement.

If you do not agree to the terms of this agreement, do not install or use BitDefender.

BitDefender License. BitDefender is protected by copyright laws and international copyright treaties, as well as other intellectual property laws and treaties. BitDefender is licensed, not sold.

GRANT OF LICENSE. BITDEFENDER hereby grants you and only you the following non-exclusive, limited, non-transferable and royalty-bearing license to use BitDefender.

APPLICATION SOFTWARE. You may install and use BitDefender, on as many computers as necessary with the limitation imposed by the total number of licensed users. You may make one additional copy for back-up purpose.

DESKTOP USER LICENSE. This license applies to BitDefender software that can be installed on a single computer and which does not provide network services. Each primary user may install this software on a single computer and may make one additional copy for backup on a different device. The number of primary users allowed is the number of the users of the license.

TERM OF LICENSE. The license granted hereunder shall commence on the installing date of BitDefender and shall expire at the end of the period for which the license is installed - 3 years period.



EXPIRATION. The product will cease to perform its functions immediately upon expiration of the license.

UPGRADES. UPGRADES. If BitDefender is labeled as an upgrade, you must be properly licensed to use a product identified by BITDEFENDER as being eligible for the upgrade in order to use BitDefender. A BitDefender labeled as an upgrade replaces and/or supplements the product that formed the basis for your eligibility for the upgrade. You may use the resulting upgraded product only in accordance with the terms of this License Agreement. If BitDefender is an upgrade of a component of a package of software programs that you licensed as a single product, BitDefender may be used and transferred only as part of that single product package and may not be separated for use by more than the total number of licensed users. The terms and conditions of this license replace and supersede any previous agreements that may have existed between you and BITDEFENDER regarding the original product or the resulting upgraded product.

COPYRIGHT. All rights, titles and interest in and to BitDefender and all copyright rights in and to BitDefender (including but not limited to any images, photographs, logos, animations, video, audio, music, text, and "applets" incorporated into BitDefender), the accompanying printed materials, and any copies of BitDefender are owned by BITDEFENDER. BitDefender is protected by copyright laws and international treaty provisions. Therefore, you must treat BitDefender like any other copyrighted material. You may not copy the printed materials accompanying BitDefender. You must produce and include all copyright notices in their original form for all copies created irrespective of the media or form in which BitDefender exists. You may not sub-license, rent, sell, lease or share the BitDefender license. You may not reverse engineer, recompile, disassemble, create derivative works, modify, translate, or make any attempt to discover the source code for BitDefender.

LIMITED WARRANTY. BITDEFENDER warrants that the media on which BitDefender is distributed is free from defects for a period of thirty days from the date of delivery of BitDefender to you. Your sole remedy for a breach of this warranty will be that BITDEFENDER, at its option, may replace the defective media upon receipt of the damaged media, or refund the money you paid for BitDefender. BITDEFENDER does not warrant that BitDefender will be uninterrupted or error free or that the errors will be corrected. BITDEFENDER does not warrant that BitDefender will meet your requirements.

EXCEPT AS EXPRESSLY SET FORTH IN THIS AGREEMENT, BITDEFENDER DISCLAIMS ALL OTHER WARRANTIES, EXPRESS OR IMPLIED, WITH RESPECT TO THE PRODUCTS, ENHANCEMENTS, MAINTENANCE OR SUPPORT RELATED THERETO, OR ANY OTHER MATERIALS (TANGIBLE OR INTANGIBLE) OR SERVICES SUPPLIED BY HIM. BITDEFENDER HEREBY EXPRESSLY DISCLAIMS



ANY IMPLIED WARRANTIES AND CONDITIONS, INCLUDING, WITHOUT LIMITATION, THE IMPLIED WARRANTIES OF MERCHANTABILITY, FITNESS FOR A PARTICULAR PURPOSE, TITLE, NON INTERFERENCE, ACCURACY OF DATA, ACCURACY OF INFORMATIONAL CONTENT, SYSTEM INTEGRATION, AND NON INFRINGEMENT OF THIRD PARTY RIGHTS BY FILTERING, DISABLING, OR REMOVING SUCH THIRD PARTY'S SOFTWARE, SPYWARE, ADWARE, COOKIES, EMAILS, DOCUMENTS, ADVERTISEMENTS OR THE LIKE, WHETHER ARISING BY STATUTE, LAW, COURSE OF DEALING, CUSTOM AND PRACTICE, OR TRADE USAGE.

DISCLAIMER OF DAMAGES. Anyone using, testing, or evaluating BitDefender bears all risk to the quality and performance of BitDefender. In no event shall BITDEFENDER be liable for any damages of any kind, including, without limitation, direct or indirect damages arising out of the use, performance, or delivery of BitDefender, even if BITDEFENDER has been advised of the existence or possibility of such damages. SOME STATES DO NOT ALLOW THE LIMITATION OR EXCLUSION OF LIABILITY FOR INCIDENTAL OR CONSEQUENTIAL DAMAGES, SO THE ABOVE LIMITATION OR EXCLUSION MAY NOT APPLY TO YOU. The disclaimers and limitations set forth above will apply regardless of whether you accept to use, evaluate, or test BitDefender.

IMPORTANT NOTICE TO USERS. THIS SOFTWARE IS NOT FAULT-TOLERANT AND IS NOT DESIGNED OR INTENDED FOR USE IN ANY HAZARDOUS ENVIRONMENT REQUIRING FAIL-SAFE PERFORMANCE OR OPERATION. THIS SOFTWARE IS NOT FOR USE IN THE OPERATION OF AIRCRAFT NAVIGATION, NUCLEAR FACILITIES, OR COMMUNICATION SYSTEMS, WEAPONS SYSTEMS, DIRECT OR INDIRECT LIFE-SUPPORT SYSTEMS, AIR TRAFFIC CONTROL, OR ANY APPLICATION OR INSTALLATION WHERE FAILURE COULD RESULT IN DEATH, SEVERE PHYSICAL INJURY OR PROPERTY DAMAGE.

GENERAL. This Agreement will be governed by the laws of Romania and by international copyright regulations and treaties. The exclusive jurisdiction and venue to adjudicate any dispute arising out of these License Terms shall be of the courts of Romania.

The license to use BitDefender product is subject to change without prior notice to you.

In the event of invalidity of any provision of this Agreement, the invalidity shall not affect the validity of the remaining portions of this Agreement.

BitDefender and BitDefender logos are trademarks of BITDEFENDER. All other trademarks used in the product or in associated materials are the property of their respective owners.



The license will terminate immediately without notice if you are in breach of any of its terms and conditions. You shall not be entitled to a refund from BITDEFENDER or any resellers of BitDefender as a result of termination. The terms and conditions concerning confidentiality and restrictions on use shall remain in force even after any termination.

BITDEFENDER may revise these Terms at any time and the revised terms shall automatically apply to the corresponding versions of the Software distributed with the revised terms. If any part of these Terms is found void and unenforceable, it will not affect the validity of rest of the Terms, which shall remain valid and enforceable.

In case of controversy or inconsistency between translations of these Terms to other languages, the English version issued by BITDEFENDER shall prevail.

BITDEFENDER SRL Preciziei Boulevard, no. 24, West Gate Building H2, ground floor, 6th district, Bucharest, Romania



1. Description

BitDefender Anti-Phishing Free Edition is the easiest way to make sure you are protected against phishing attacks when you are surfing the Internet or chatting on an instant messaging network. This lite and easy to use tool scans accessed web sites and alerts you if there are any phishing threats. Web sites you know and trust can be added to a White List and will no longer be checked by BitDefender.

BitDefender Anti-Phishing Free Edition integrates directly through an intuitive and easy-to-use toolbar into the following web browsers:

- Internet Explorer
- Mozilla Firefox

BitDefender Anti-Phishing Free Edition also protects you while chatting on the following IM networks:

- Yahoo! Messenger
- Windows Live (MSN) Messenger

The person you are chatting with might (knowingly or unknowingly) send you a link to a website that is in the BitDefender database of websites used for phishing attacks. If such a link is sent, BitDefender will not allow it to be displayed in the chat window and will inform you that a link has been blocked.




Note

Running different security products on a computer at the same time may cause the system to become unstable. Our tests showed that BitDefender Anti-Phishing Free Edition is compatible with the vast majority of security products on the market today. If you do experience issues while using BitDefender Anti-Phishing Free Edition simultaneously with other security products, please let us know about it by using the **Send Feedback** option in the toolbar menu.



2. Using BitDefender Anti-Phishing Free Edition

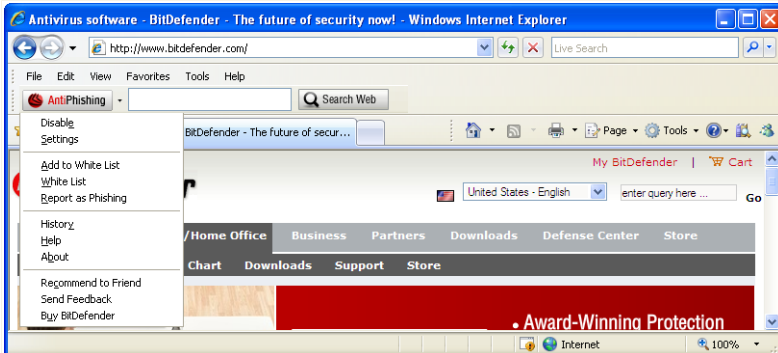
You can easily and efficiently manage anti-phishing protection and the White List using the toolbar integrated into Internet Explorer and Mozilla Firefox.

BitDefender Anti-Phishing Free Edition, represented by the  **BitDefender icon**, is located on the upper part of the browser. Click it in order to open the toolbar menu. For your convenience, an **Ask.com** search box is also available next to this icon. Whenever you want to look for something on the Internet, simply type your query and click **Search Web** to find the information you need with the help of Ask.com, a leading Web search engine.



Note

If you cannot see the toolbar, open the **View** menu, point to **Toolbars** and check **BitDefender Anti-phishing Toolbar**.



Anti-phishing Toolbar

The following commands are available on the toolbar menu:

- **Enable / Disable** - enables / disables BitDefender Anti-Phishing Free Edition.



Note

If you choose to disable the anti-phishing toolbar, you will no longer be protected against phishing attempts.



- **Settings** - opens a window where you can configure BitDefender Anti-Phishing Free Edition settings.

The following options are available:

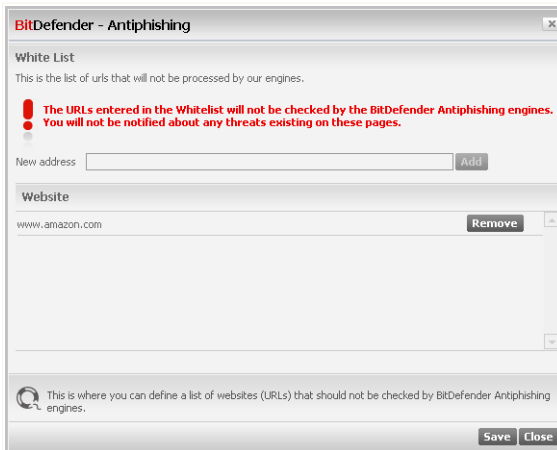
- **Real-time, Anti-phishing Web Protection** - enables anti-phishing scanning.
 - **Ask before adding to whitelist** - prompts you before adding a web site to the White List.
 - **Enable anti-phishing for YM** - enables anti-phishing protection for Yahoo! Messenger conversations.
 - **Enable anti-phishing for MSN** - enables anti-phishing protection for Windows Live (MSN) Messenger conversations.
- **Add to White List** - adds the current web site to the White List.



Note

Adding a web site to the White List means that BitDefender will not scan the site for phishing attempts anymore. We recommend you to add only sites that you fully trust to the White List.

- **White List** - opens the White List.



Anti-phishing White List

You can see the list of all the web sites that are not checked by the BitDefender anti-phishing engines.



If you want to remove a site from the White List so that you can be notified about any existing phishing threat on that page, click the **Remove** button next to it.

You can add the sites that you fully trust to the White List, so that they will not be scanned by the anti-phishing engines anymore. To add a site to the White List, provide its address in the corresponding field and click **Add**.

- **Report as Phishing** - if you suspect that the current web site is used for phishing, report it to BitDefender Labs for analysis. This will help protect other BitDefender users from phishing attacks.
- **History** - opens a new window which offers an overview of past security events. You can access information regarding two categories of events from the left side menu:
 - **Anti-phishing** - a log of past anti-phishing alerts and enable / disable actions.
 - **Update** - a log containing details about product updates.



Note

BitDefender Anti-Phishing Free Edition automatically updates its database of phishing threats.

- **Help** - opens the help file.
- **About** - opens a window where you can see information about BitDefender and where to look for help in case you encounter something unexpected.
- **Recommend to Friend** - takes you to a BitDefender web page from where you can easily let your friends know about BitDefender Anti-Phishing Free Edition.
- **Send Feedback** - takes you to a BitDefender web page where you can submit your comments about our product. Your feedback is extremely valuable in our constant efforts to improve BitDefender products, so please send us your comments.
- **Buy BitDefender** - phishing is just one of a multitude of threats that could seriously jeopardise your computer's security. Learn more about the award winning protection offered by BitDefender and find the product best suited for your needs.



3. Creating a BitDefender Account

In order to use BitDefender Anti-Phishing Free Edition, you must create a BitDefender account. The BitDefender account gives you access to BitDefender updates, free technical support and special offers and promotions.



Note

You must create an account within 15 days after installing BitDefender. Otherwise, BitDefender will no longer update.

Until you create a BitDefender account, the account registration window will appear every time Windows starts.

BitDefender

Create Account

Step 1

My Account registration

Information about an existing BitDefender account was found on this computer. The BitDefender Account gives you access to technical support and special offers and promotions. If you lose your BitDefender license key you can retrieve it by logging in to <http://myaccount.bitdefender.com>. You can choose to sign in to an existing BitDefender Account or to create a new one.

Sign in to an existing BitDefender Account

E-mail address:

Password:

[Forgot your password?](#)

Create a new BitDefender Account

E-mail Address:

Password:

Re-Type password:

First Name:

Last Name:

Country:

Skip registration

Send me all messages from BitDefender

Send me only the most important messages

Don't send me any messages

This is where you can create a new BitDefender account or login to your already existing one. If you choose to skip this step you will be reminded to create an account later on

Finish **Cancel**

Account Creation

If you do not want to create a BitDefender account at the moment, select **Skip registration** and click **Finish**. Otherwise, proceed according to your current situation:

- "I do not have a BitDefender account" (p. 6)



- “I already have a BitDefender account” (p. 6)

I do not have a BitDefender account

To create a BitDefender account, select **Create a new BitDefender account** and provide the required information. The data you provide here will remain confidential.

- **E-mail address** - type in your e-mail address.
- **Password** - type in a password for your BitDefender account. The password must be between 6 and 16 characters long.
- **Re-type password** - type in again the previously specified password.
- **First name** - type in your first name.
- **Last name** - type in your last name.
- **Country** - select the country you reside in.



Note

Use the provided e-mail address and password to log in to your account at <http://myaccount.bitdefender.com>.

To successfully create an account you must first activate your e-mail address. Check your e-mail address and follow the instructions in the e-mail sent to you by the BitDefender registration service.

Optionally, BitDefender can inform you about special offers and promotions using the e-mail address of your account. Select one of the available options:

- **Send me all messages from BitDefender**
- **Send me only the most important messages**
- **Don't send me any messages**

Click **Finish**.

I already have a BitDefender account

BitDefender will automatically detect if you have previously registered a BitDefender account on your computer. In this case, provide the password of your account.

If you already have an active account, but BitDefender does not detect it, select **Sign in to an existing BitDefender Account** and provide the e-mail address and the password of your account.



If you have forgotten your password, click **Forgot your password?** and follow the instructions.

Optionally, BitDefender can inform you about special offers and promotions using the e-mail address of your account. Select one of the available options:

- **Send me all messages from BitDefender**
- **Send me only the most important messages**
- **Don't send me any messages**

Click **Finish**.



4. Repairing or Removing BitDefender Anti-Phishing Free Edition

If you want to repair or remove **BitDefender Anti-Phishing Free Edition**, follow the path from the Windows start menu: **Start** → **Programs** → **BitDefender 2009** → **Repair or Remove**.

You will be requested to confirm your choice by clicking **Next**. A new window will appear where you can select:

- **Repair** - to re-install all program components installed by the previous setup.

If you choose to repair BitDefender, a new window will appear. Click **Repair** to start the repairing process.

Restart the computer when prompted and, afterwards, click **Install** to reinstall BitDefender.

Once the installation process is completed, a new window will appear. Click **Finish**.

- **Remove** - to remove all installed components.



Note

We recommend that you choose **Remove** for a clean re-installation.

If you choose to remove BitDefender, a new window will appear.

In this window you will be presented with the option of sending us your feedback. Please select the **Send feedback** check box to take an online survey consisting of no more than five short questions at the end of the removal process. Click **Remove** to start the removal of BitDefender from your computer.

Once the removal process is completed, a new window will appear. Click **Finish**.



Note

After the removal process is over, we recommend that you delete the BitDefender folder from `Program Files`.